



www.tcr.onl

GRADING AND SHOWING RULES

1st November 2024 (2nd Revision)

GRADING AND SHOWING RULES

1. The exhibit

- (a) The exhibit must be clean, well-groomed, and in good condition.
- (b) The exhibit must be exhibited in a suitable properly fitted show bridle and bit that are clean and in good condition. Rollers and side reins are not allowed except in a winners' parade. All foals (whether or not they are exhibits) must wear a head collar and be led with a lead rope.
- (c) Although the exhibit must have one exhibitor (handler) the exhibit can have a second handler.
- (d) The exhibit will be expected to stand, walk, and trot in a controlled manner. If the exhibit cannot be exhibited in a controlled manner then the exhibitor (handler) may be asked to leave the grading/show ring with the exhibit.

2. The exhibitor (handler)

- (a) The exhibitor (handler) and the second handler (where there is one) must be 18 years of age or over and must wear suitable show clothing and footwear and also protective headgear to standard. The exhibitor can carry a show cane.
- (b) It is the exhibitor's (handler's) responsibility to ensure that they are ready and waiting to be called. The exhibitor should therefore keep updated with the day's proceedings.
- (c) The exhibitor (handler) and the second handler (where there is one) must at all times follow the instructions of the judges and stewards.

3. The owner

- (a) The owner is responsible for ensuring that the exhibit is kept under control during the entire day of the show and for ensuring that the exhibit is kept at a safe distance from the other exhibits at the show and from any other attendees at the show.
- (b) The owner is responsible for any injuries caused to any animal and/or person at the show.
- (c) The owner is responsible for any damage caused to any property and/or to any vehicle at the show.
- (d) The owner must accept that the decision of the judge (or judges) is final.
- (e) If the owner is not satisfied with the decision of the judge (or judges) then they can go to the TCR office where they will be given a form to complete which will allow them to let TCR know why they are not satisfied with the decision of the judge (or judges). Although the decision of the judge (or judges) cannot be reversed, TCR would be most appreciative of any such information (input) given by owners who exhibit their cobs at TCR shows.

ON ARRIVAL AT THE SHOW

4. The check-in






Where an entry was made before the day of the show the exhibit must be checked in at the TCR office after arriving at the show. Before the exhibit can be checked in a waiver must be signed. When checked in the exhibit will be given an exhibition number which must be displayed on the exhibit at all times on the day of the show.

5. The call

The exhibitor is responsible for ensuring that they are ready and within sight of the 'calling steward' when the exhibit's number is close to being called.

5. Grading

Because all showing classes at TCR Traditional Cob Shows are 5-Star showing classes, if the exhibit has not already been awarded a 5-Star Grading at a TCR Traditional Cob Show or, at another arranged TCR grading, then before the showing class in which the exhibit is entered commences the 'calling steward' will call it for grading. If the exhibit is awarded a 5-Star grading then it is qualified to compete in the showing class in which it has been entered.

5-STAR GRADING SYSTEM	
TCR grades TCR-registered Traditional Cobs at TCR Traditional Cob Shows, and at other arranged TCR gradings, according to the following 5-Star grading system.	
 STAR 1	HANDLER TURNOUT AND HANDLING The handler's turnout will be scored as well as how well the exhibit behaves and shows for the handler.
 STAR 2	CONDITION AND PRESENTATION The exhibit will be scored on its body condition as well as on the condition of its mane, tail and leg feather. The exhibit will also be scored on how well it is groomed and, on the suitability and condition of its bridle, bit and lead rein.
 STAR 3	BREED TYPE The exhibit will be scored on how well it represents its Traditional Cob breed type (Traditional Irish Cob, Irish Cob, Traditional Gypsy Cob, Gypsy Cob, Mini Cob, Mini Irish Cob, Mini Gypsy Cob, Stepping Cob, or Part Bred).
 STAR 4	CONFORMATION The exhibit will be scored on its conformation as its Traditional Cob breed type (Traditional Irish Cob, Irish Cob, Traditional Gypsy Cob, Gypsy Cob, Mini Cob, Mini Irish Cob, Mini Gypsy Cob, Stepping Cob, or Part Bred).
 STAR 5	MOVEMENT The exhibit will be scored on its movement at walk and trot. The exhibit's trot should be normal or not over-exaggerated except for the Stepping Cob.

PREMIUM GRADING (THE TCR BREEDING PROGRAMME)

5-STAR GRADED PROGENY

A Premium Grading is a breeding status relating to the TCR-registered progeny of TCR-registered Traditional Cobs. To achieve a Premium Grading a TCR-registered Traditional Cob therefore does not have to be graded but must produce at least two TCR-registered progeny that have been awarded a TCR 5-Star grading.

JUNIOR & SENIOR GRADING

Senior 5-Star Grading

4+ year old stallions, mares, and geldings that are awarded all five stars (a TCR 5-Star grading) at a TCR grading will hold a TCR Senior 5-Star grading. Because a TCR Senior 5-Star grading is a permanent grading, stallions, mares, and geldings that are awarded a TCR 5-Star Senior grading are qualified to compete in 4+ year old showing classes at TCR Traditional Cob Shows without having to be graded again.

Junior 5-Star Grading

1, 2 and 3 year old colts, fillies, and geldings that are awarded all five stars (a TCR 5-Star grading) a TCR grading will hold a TCR Junior 5-Star grading. Because a TCR Junior 5-Star grading is a temporary grading, colts, fillies, and geldings that are awarded a TCR Junior grading are only qualified to compete in their respective 1, 2 and 3 year old showing classes at TCR Traditional Cob Shows.

NOTE: Because TCR grading is about breed representation, veterinary checks, PSSM tests and FIS tests are not required (and are therefore optional) for TCR grading purposes.

THE GRADING PROCEDURE

At rest (standing)

When the exhibit enters the arena the exhibitor (handler) will be asked to stand the exhibit in front of the judge (or judges). While the exhibit is at rest (standing) in front of the judge (or judges) the exhibit will be assessed for breed type and conformation. The judge (or judge's) may ask the exhibitor (handler) to move the mane, tail, feather and/or open the exhibit's mouth.

At walk

The exhibitor (handler) will be asked to walk the exhibit away from the judge (or judges) in a straight line and then turn and walk the exhibit back to the judge (or judges).

At trot

The exhibitor (handler) will then be asked to trot the exhibit away from the judge (or judges) in a straight line and then to track right around the arena in trot and continue at trot until the judge (or judges) asks to return to walk. The exhibitor (handler) will then be asked to trot the exhibit across the middle of the arena and then track left around the arena in trot and continue in trot until the judge (or judges) asks to return to walk.

Finish of grading

The exhibitor (handler) will then be asked to stand the exhibit in front of the judge (or judges) again for a final cursory (quick) visual assessment before being told that the grading is finished and that they can leave the arena with the exhibit.

The grading sheet

The exhibit's completed grading sheet will be sent to the TCR office at the show where it will be scanned. The scanned grading sheet can then be viewed by the exhibit's TCR recorded owner on their online TCR account.

THE SHOWING CLASS

If the exhibit has been awarded a 5-Star Grade then the 'calling steward' will call it when it is time for it to enter the showing class in which it is entered.

7. Height divisions

When the exhibit has entered the showing class in which it is entered the 'calling steward' will direct it into one of the following showing class height division groups: -

MAXI - over 15.2hh to 16.2hh
STANDARD - 14.2hh to 15.2hh
SMALL - 13hh to under 14.2hh
MINI (OVERSIZE) – 12.2hh to under 13hh
MINI – under 12.2hh

8. Breed type divisions

In addition to the height division groups the judge (or judges) may decide to further divide the showing class into the following breed type groups: -

TRADITIONAL IRISH COB (OLD TYPE)
IRISH COB (MODERN TYPE)
GYPSY COB (ENGLISH TYPE)
STEPPING COB

9. Part-Bred showing class

If the exhibit is a Part-Bred Traditional Cob then it can only be shown in the TCR Part-Bred showing class.

BEST PIEBALD OLD-TYPE TRADITIONAL COB

10. Best piebald old-type Traditional Cob mare

After the 5-Star showing classes are finished all of the piebald mares that competed in the 5-Star showing classes will be called back into the show ring to compete for the Best Piebald Old-Type Mare trophy.

11. Best piebald old-type Traditional Cob stallion

After the 5-Star showing classes are finished all of the piebald stallions that competed in the 5-Star showing classes will be called back into the show ring to compete for the Best Piebald Old-Type Stallion trophy.



The Traditional Cob Registry
Flying the flag for Ireland!

